

















Clean
Approved Chemistries: Enzol® (Advanced Sterilization Products), Endozime® AW Plus (Ruhof Corporation), Empower™ (Metrex Research)

1. Rinse	2. Soak	3. Wipe	4. Rinse
  <p>1 min</p> <p>Immediately after use:</p> <ol style="list-style-type: none"> Install handle cap and hand-tighten securely. Rinse entire probe with potable water for 1 minute (Max 50°C). 	  <p>5 min – 30 min</p> <p>Immerse entire probe in cleaning solution and soak for 5 to 30 minutes.</p>	 <p>Detergent wipe</p> <p>Toward the end of the soak time, gently wipe sensors with gauze wet with detergent.</p>	  <p>1 min</p> <ol style="list-style-type: none"> Rinse probe with potable water for 1 minute. Carefully dry with soft gauze or lint-free cloth. Visually inspect probe for any damage.

Disinfect
Approved Chemistries: Cidex® OPA (Advanced Sterilization Products), Cidex® 2.4% Glutaraldehyde (Advanced Sterilization Products)

5. Soak	6. Rinse	7. Wipe	8. Store
<p><u>Cidex® OPA (non-glutaraldehyde)</u></p>   <p>12 min – 30 min</p> <p>Immerse entire probe in disinfecting solution and soak for 12 to 30 minutes.</p>	  <p>1 min</p> <p>Rinse entire probe with potable water or distilled water for a minimum of 1 minute.</p>	 <p>Dry wipe</p> <ol style="list-style-type: none"> Carefully dry the catheter with a soft gauze or lint-free cloth. Air dry for at least 5 minutes before storing. 	 <p>Store the probe in a manner that keeps it dry and safe from physical damage per your institution's practices for high-level disinfected devices.</p>
<p><u>Cidex® 2.4% Glutaraldehyde</u></p>   <p>45 min – 60 min</p> <p>Immerse entire probe in disinfecting solution and soak for 45 to 60 minutes.</p>			

 For detailed instructions and additional information refer to HRIM-195 High Resolution Impedance Manometry Probe Installation and User's Guide.

HRIM-196 Rev C, ECO 222-011

Diversatek Healthcare
Technical Research & Training Center
9150 Commerce Center Circle, Suite 500
Highlands Ranch, CO 80129 USA

P 800.558.6408 or 303.470.7020
technicalsupport@diversatekhc.com
clinicalsupport@diversatekhc.com